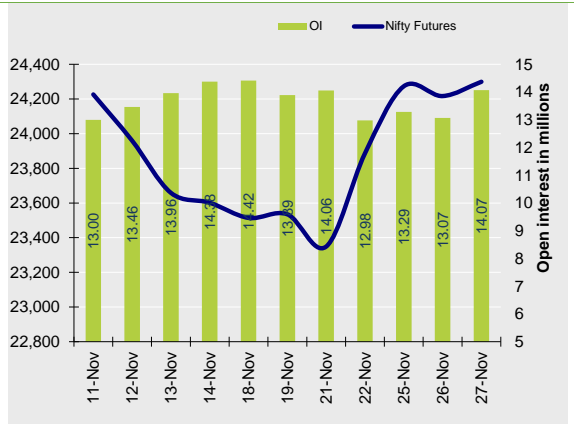


Nifty Snapshot

	Close	Prv Cl.	Ab chg	% chg
Spot	24,274.90	24,194.50	80.40	0.33
Futures	24,299.55	24,217.10	82.45	0.34
OI(ml shr)	14.07	13.07	1.00	7.65
Vol (lots)	409031	320782	88249	27.51
COC	24.65	22.60	2.05	9.1
PCR-OI	1.12	1.04	0.09	8.4

Nifty Futures Price v/s OI



Institutional Activity in previous trading session

(in Rs cr.)	Buy	Sell	Net
Index Futures	8830.56	8950.69	-120.13
Index Options	3482889.99	3547204.80	-64314.81
Stock Futures	99191.53	97592.61	1598.92
Stock Options	59256.49	59955.22	-698.73
FII Cash	13,027.06	13,019.28	7.78
DII Cash	10,230.12	8,928.15	1,301.97

Net FII Activity (in Rs cr.)

Date	Idx Fut	Stk Fut	Idx Opt	Cash
27-Nov	-120.1	1598.9	-64314.8	8
26-Nov	-1131.1	629.2	-40990.9	1158
25-Nov	3389.3	4074.0	-13405.0	9948
22-Nov	3018.5	12395.3	32895.2	-1278
21-Nov	-598.6	-3609.4	-95302.0	-5321
19-Nov	1983.5	5175.9	-11111.7	-3412

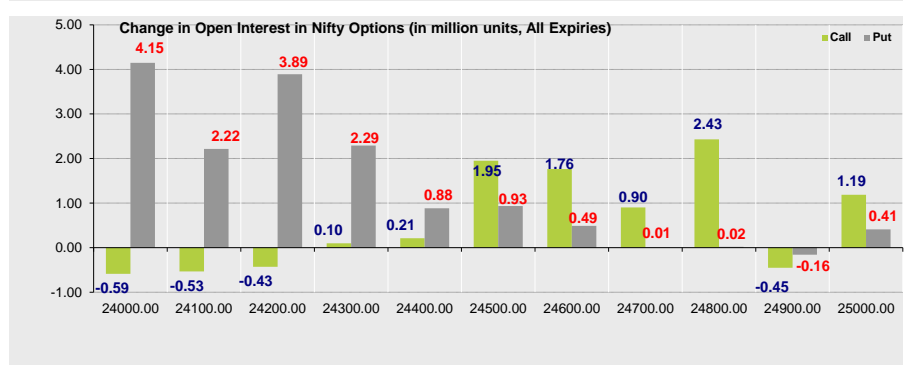
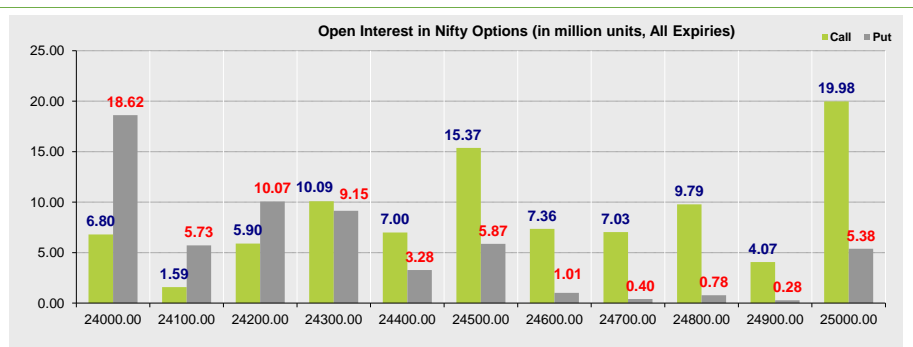
Technical Pivot (Intraday):

	S2	S1	PIVOT	R1	R2
NIFTY	24055	24180	24280	24400	24500
BANKNIFTY	52150	52385	52555	52785	52955

Summary

- Indian markets closed on a positive note where buying was mainly seen in Automobiles, Metals, Oil & Gas Sectors. Nifty Nov Futures closed at 24299.55 (up 82.45 points) at a premium of 24.65 pts to spot.
- FII were net buyers in Cash to the tune of 7.78 Cr and were net sellers in index futures to the tune of 120.13 Cr.
- India VIX decreased by 5.21% to close at 14.63 touching an intraday high of 15.31.

Open Interest in Nifty Options:



- The above second chart shows previous trading day's change in Nifty options where Addition in OI were seen in 24000, 24100, 24200, 24300 strike Puts and at 24700, 24600, 24500, 24400 strike Calls indicating market is likely to remain range bound in the near term.
- Highest OI build-up is seen at 25000 strike Calls and 24000 strike Puts, to the tune of 19.98mn and 18.62mn respectively.

Outlook on Nifty:

Index is likely to open on a flattish note today and is likely to remain range bound during the day.

(Price is in Rs; OI is in million units; Price chg and OI chg are in percentage) **NB RESEARCH**

Fresh Longs seen in:					Fresh Shorts seen in:				
Scrip	Price	Price chg	OI	OI Chg	Scrip	Price	Price chg	OI	OI Chg
COFORGE	8656.1	0.8	2.9	11.2	IPCALAB	1528.7	-2.4	2.5	10.0
MCX	6115.6	1.1	1.7	9.1	GRANULES	582.9	-2.3	17.1	8.8
NIFTY	24299.6	0.3	14.1	7.7	INFY	1925.1	0.0	48.3	7.2
Short Covering seen in:					Long Unwinding seen in:				
Scrip	Price	Price chg	OI	OI Chg	Scrip	Price	Price chg	OI	OI Chg
BANKNIFTY	52617.5	0.2	2.1	-21.9	GUJGASLTD	472.9	-0.3	7.5	-8.5
BERGEPAIN	490.7	0.8	8.2	-12.0	LALPATHLAB	3033.0	-2.3	0.7	-8.0
METROPOLIS	2167.4	0.4	1.1	-9.9	ALKEM	5451.8	-0.5	1.5	-7.0

NIFTY50 Options OI (CE OI = Resistance) (PE OI = Support)

Symbol	Highest CE OI	Highest PE OI	CMP
ADANIAPORTS	1200	1100	1203
ADANIENT	3000	2200	2398
ASIANPAINT	2600	2900	2493
AXISBANK	1200	1140	1150
BAJAJ-AUTO	10000	9000	9197
BAJAJFINSV	1600	1580	1599
BAJFINANCE	7000	6500	6700
BHARTIARTL	1620	1540	1576
BPCL	300	280	294
BRITANNIA	5500	4800	4974
CIPLA	1600	1400	1490
COALINDIA	449.25	410	417
DIVISLAB	6000	5000	6013
DRREDDY	1300	1200	1201
EICHERMOT	5000	4500	4920
GRASIM	2560	2500	2624
HCLTECH	1820	1840	1892
HDFCBANK	1740	1780	1813
HDFCLIFE	730	680	681
HEROMOTOCO	5000	4500	4876
HINDALCO	700	650	660
HINDUNILVR	2540	2400	2486
ICICIBANK	1320	1300	1303
ITC	490	470	477
INDUSINDBK	1100	1000	1003

NIFTY50 Options OI (CE OI = Resistance) (PE OI = Support)

Symbol	Highest CE OI	Highest PE OI	CMP
INFY	1800	1800	1925
IOC	150	130	139
JSWSTEEL	980	940	971
KOTAKBANK	1800	1760	1784
LT	3700	3600	3702
LTIM	6000	6000	6251
M&M	3100	2800	3002
MARUTI	12000	11000	11058
NESTLEIND	2400	2400	2272
NTPC	375	360	369
ONGC	269	244	254
POWERGRID	330	330	339
RELIANCE	1350	1200	1295
SBILIFE	1640	1500	1503
SBIN	850	800	836
SUNPHARMA	1900	1760	1751
TATACONSUM	1100	920	961
TATAMOTORS	900	780	785
TATASTEEL	155	140	145
TCS	4500	4100	4335
TECHM	1660	1700	1755
TITAN	3400	3200	3294
ULTRACEMCO	11600	11000	11155
UPL	575.55	479.6	549
WIPRO	600	560	584

Derivative Recommendations:

Stock Name	Call (Buy/Sell)	Entry price	Targets	Stop Loss	Duration	Status
BANDHANBNK Future	Buy	170.5	184	163	1-2 Days	Open
DIVISLAB FUT	Sell	6060.4	5740	6180	1-2 Days	Open
INDUSINDBNK 1020 CE	Buy	30	50	20	Positional	Open
LTIM (Bull Call spread)	Strategy	141	359	90	Positional	Open

FROM THE EQUITY DERIVATIVE DESK:

NIRAV HARISH CHHEDA
AVP - DERIVATIVES AND TECHNICAL RESEARCH
E-Mail: nirav.chheda@nirmalbang.com
Tel no: 6273-8199/8000

AMIT BHUPTANI
SNR.DERIVATIVES AND TECHNICAL RESEARCH ANALYST
E-Mail: amit.bhuptani@nirmalbang.com
Tel no: 6273-8242/8000

DISCLOSURES

Research Reports that are published by Nirmal Bang Securities Private Limited (hereinafter referred to as "NBSPL") are for private circulation only. NBSPL is a registered Research Analyst under SEBI (Research Analyst) Regulations, 2014 having Registration no. INH000001766. NBSPL is also a registered Stock Broker with National Stock Exchange of India Limited, BSE Limited, Metropolitan Stock Exchange of India Limited, Multi Commodity Exchange of India Limited, National Commodity and Derivative Exchange Limited and Indian Commodity Exchange Limited in cash and Equity and Commodities derivatives segments.

NBSPL has other business divisions with independent research teams separated by Chinese walls, and therefore may, at times, have different or contrary views on stocks and markets.

NBSPL or its associates have not been debarred / suspended by SEBI or any other regulatory authority for accessing / dealing in securities Market. NBSPL, its associates or analyst or his relatives do not hold any financial interest (Except Investment) in the subject company. NBSPL or its associates or Analyst do not have any conflict or material conflict of interest at the time of publication of the research report with the subject company. NBSPL or its associates or Analyst or his relatives may or may not hold beneficial ownership of 1% or more in the subject company at the end of the month immediately preceding the date of publication of this research report.

NBSPL or its associates / analyst has not received any compensation / managed or co-managed public offering of securities of the company covered by Analyst during the past twelve months. NBSPL or its associates have not received any compensation or other benefits from the company covered by Analyst or third party in connection with the research report. Analyst has not served as an officer, director or employee of Subject Company. NBSPL / analyst has not been engaged in market making activity of the subject company.

Analyst Certification: The research analysts and authors of these reports, hereby certify that the views expressed in this research report accurately reflects my/our personal views about the subject securities, issuers, products, sectors or industries. It is also certified that no part of the compensation of the analyst(s) was, is, or will be directly or indirectly related to the inclusion of specific recommendations or views in this research. The analyst(s) principally responsible for the preparation of this research report and has taken reasonable care to achieve and maintain independence and objectivity in making any recommendations.

DISCLAIMER

This report is for the personal information of the authorized recipient and does not construe to be any investment, legal or taxation advice to you. NBSPL is not soliciting any action based upon it. Nothing in this research shall be construed as a solicitation to buy or sell any security or product, or to engage in or refrain from engaging in any such transaction. In preparing this research, we did not take into account the investment objectives, financial situation and particular needs of the reader.

This research has been prepared for the general use of the clients of NBSPL and must not be copied, either in whole or in part, or distributed or redistributed to any other person in any form. If you are not the intended recipient you must not use or disclose the information in this research in any way. Though disseminated to all the customers simultaneously, not all customers may receive this report at the same time. NBSPL will not treat recipients as customers by virtue of their receiving this report. This report is not directed or intended for distribution to or use by any person or entity resident in a state, country or any jurisdiction, where such distribution, publication, availability or use would be contrary to law, regulation or which would subject NBSPL & its group companies to registration or licensing requirements within such jurisdictions.

The report is based on the information obtained from sources believed to be reliable, but we do not make any representation or warranty that it is accurate, complete or up-to-date and it should not be relied upon as such. We accept no obligation to correct or update the information or opinions in it. NBSPL or any of its affiliates or employees shall not be in any way responsible for any loss or damage that may arise to any person from any inadvertent error in the information contained in this report. NBSPL or any of its affiliates or employees do not provide, at any time, any express or implied warranty of any kind, regarding any matter pertaining to this report, including without limitation the implied warranties of merchantability, fitness for a particular purpose, and non-infringement. The recipients of this report should rely on their own investigations.

This information is subject to change without any prior notice. NBSPL reserves its absolute discretion and right to make or refrain from making modifications and alterations to this statement from time to time. Nevertheless, NBSPL is committed to providing independent and transparent recommendations to its clients, and would be happy to provide information in response to specific client queries.

Before making an investment decision on the basis of this research, the reader needs to consider, with or without the assistance of an adviser, whether the advice is appropriate in light of their particular investment needs, objectives and financial circumstances. There are risks involved in securities trading. The price of securities can and does fluctuate, and an individual security may even become valueless. International investors are reminded of the additional risks inherent in international investments, such as currency fluctuations and international stock market or economic conditions, which may adversely affect the value of the investment. Opinions expressed are subject to change without any notice. Neither the company nor the director or the employees of NBSPL accept any liability whatsoever for any direct, indirect, consequential or other loss arising from any use of this research and/or further communication in relation to this research. Here it may be noted that neither NBSPL, nor its directors, employees, agents or representatives shall be liable for any damages whether direct or indirect, incidental, special or consequential including lost revenue or lost profit that may arise from or in connection with the use of the information contained in this report.

Copyright of this document vests exclusively with NBSPL. Our reports are also available on our website www.nirmalbang.com